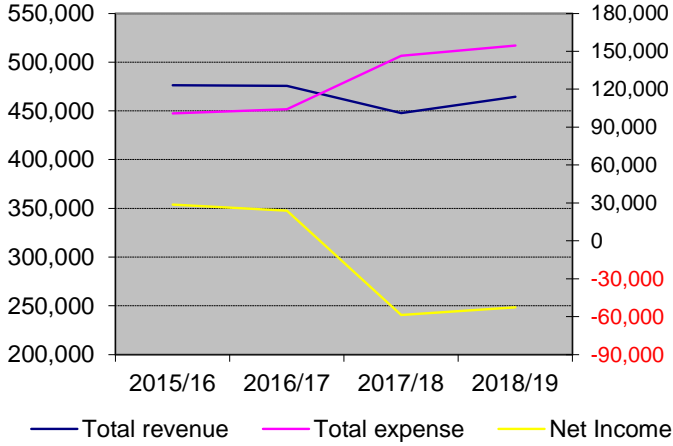
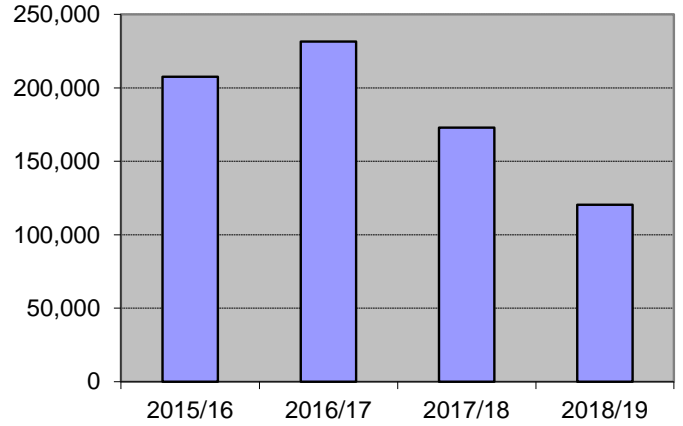


## Falmouth Water Utility 2019

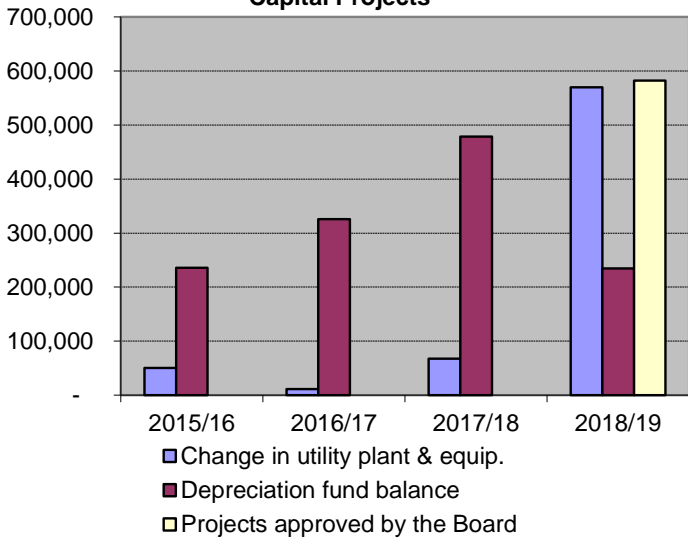
**Profit & Loss**



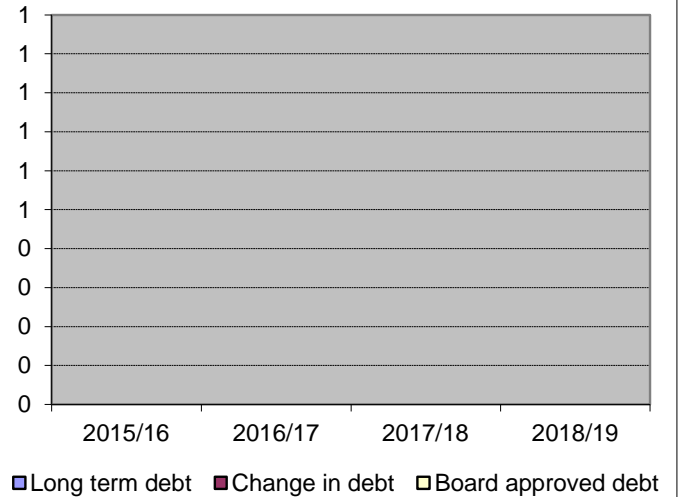
**"Retained equity" Surplus (Loss)**



**Capital Projects**



**Debt**



Return on Rate Base	2015/16	2016/17	2017/18	2018/19
	1.12	0.91	-3.22	-2.17

Date of last rate increase	5/8" Domestic	3/4"	1"	1-1/2"	2"	3"	4"	6"	Consumption rate(per 1000 gal)	Quarterly bill (5/8" & 13500 gal)
01-Apr-16	36.29	53.68	88.47	175.44	279.81	558.12	871.22	1,740.94	6.31	121.48
										13.5