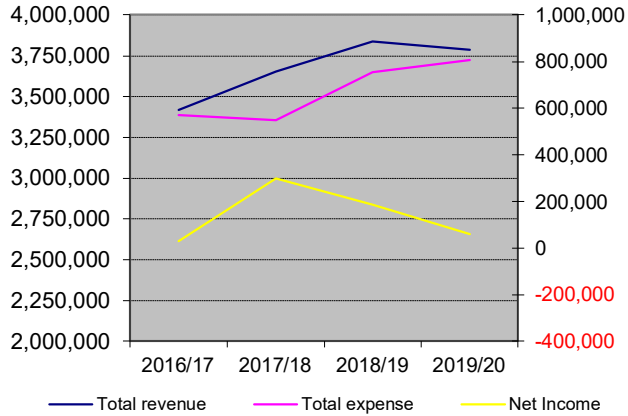
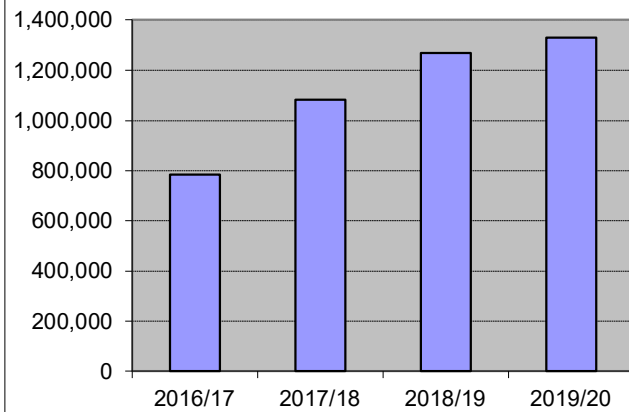


Bridgewater Water Utility 2020

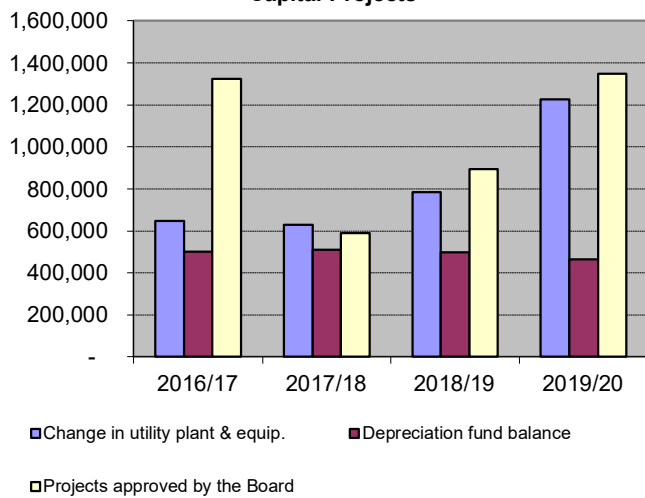
Profit & Loss



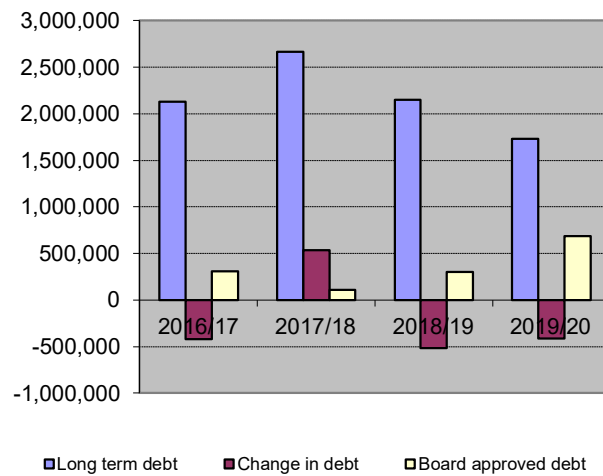
"Retained equity" Surplus (Loss)



Capital Projects



Debt



Return on Rate Base	2016/17	2017/18	2018/19	2019/20
	3.34	3.96	4.00	3.13

Date of last rate increase	5/8" Domestic	3/4"	1"	1-1/2"	2"	3"	4"	6"	Consumption rate (per 1000 gal)	Quarterly bill (5/8" & 13500 gal)
01-Apr-18	68.13	99.74	162.96	321.00	510.64	1016.37	1585.31	3,165.71	6.14	151.06