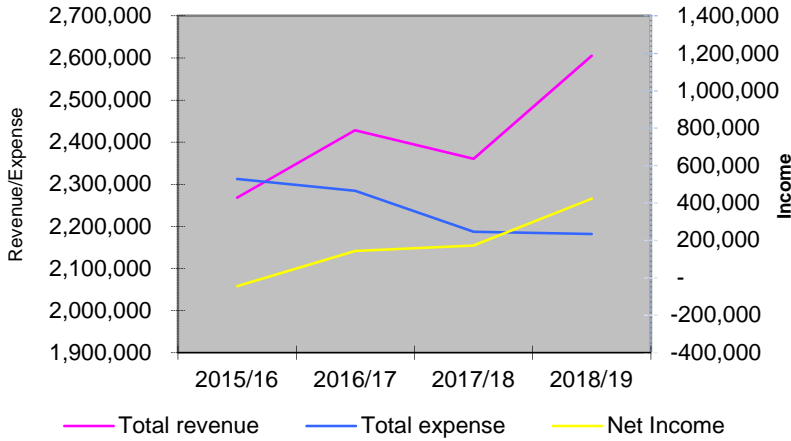
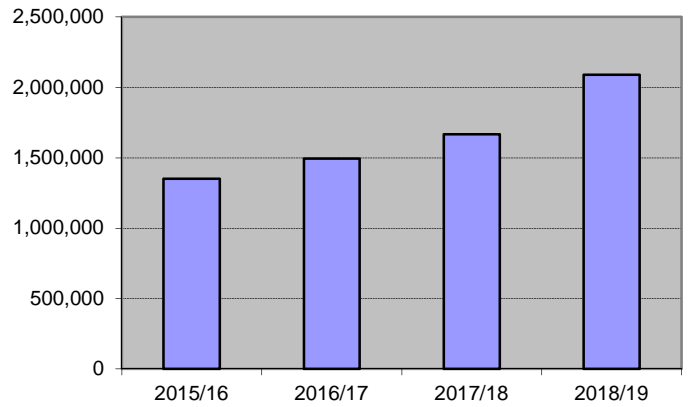


East Hants Water Utility 2019

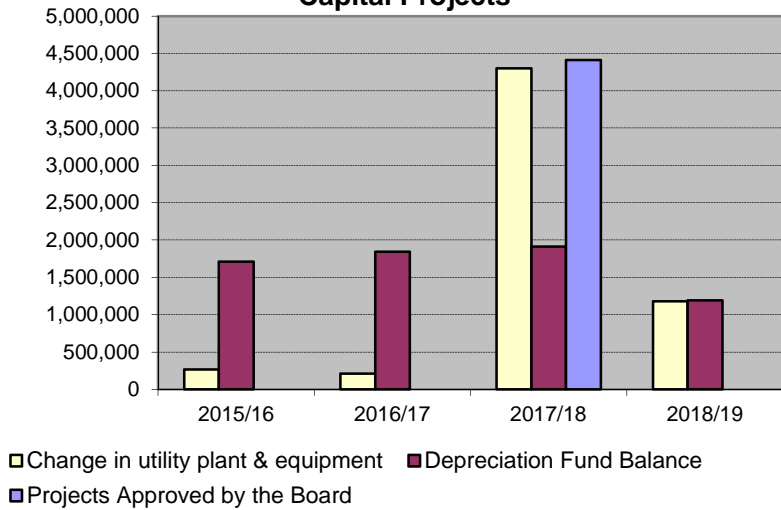
Profit & Loss



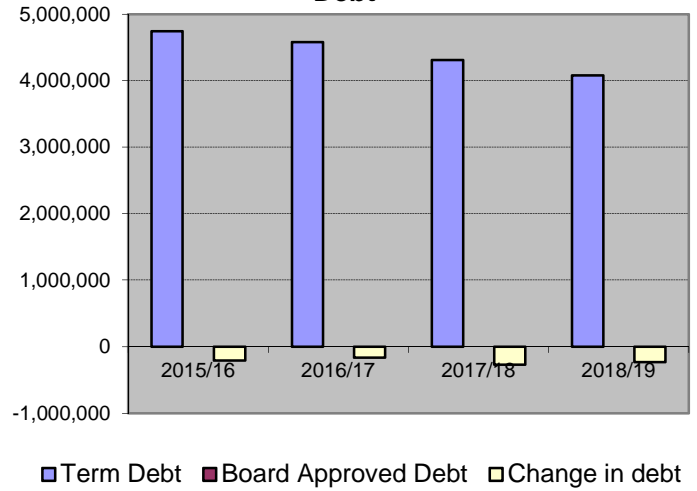
"Retained Equity" Surplus(Loss)



Capital Projects



Debt



Return on Rate	2015/16	2016/17	2017/18	2018/19
Base	3.18	4.44	5.20	6.71

Date of last rate increase	5/8" Domestic	3/4"	1"	1-1/2"	2"	3"	4"	6"	Consumption rate(per 1000 gal)	Quarterly bill (5/8" & 13500 gal)
01-Apr-19	47.00	69.01	133.02	223.05	355.09	707.18			12.34	213.59