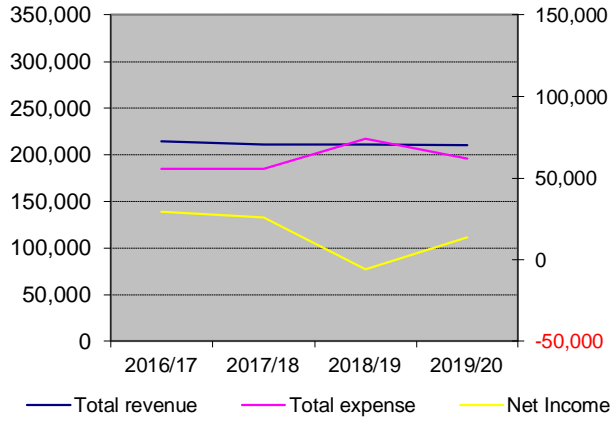
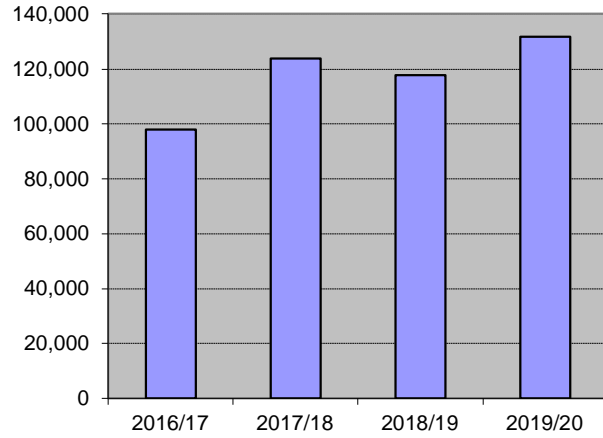


The Village of Lawrencetown Water Utility 2020

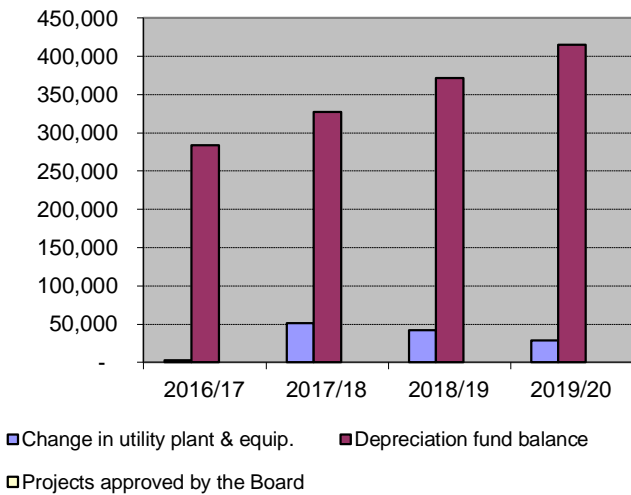
Profit & Loss



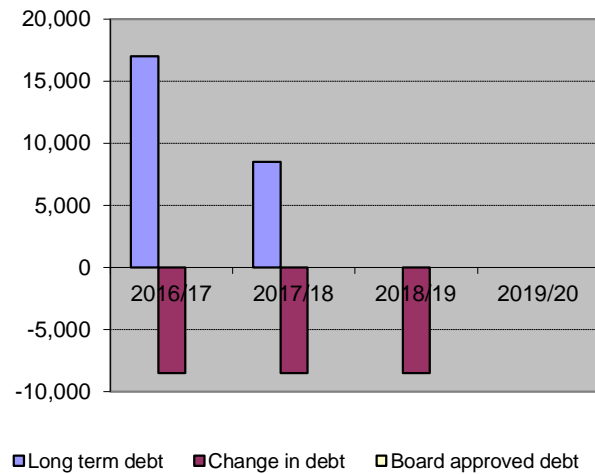
"Retained equity" Surplus (Loss)



Capital Projects



Debt



Return on Rate Base	2016/17	2017/18	2018/19	2019/20
	6.47	6.09	0.44	2.51

Date of last rate increase	5/8" Domestic	3/4"	1"	1-1/2"	2"	3"	4"	6"	Consumption rate(per 1000 gal)	Quarterly bill (5/8" & 13500 gal)
01-Apr-13	62.76	92.39	151.66	299.84	477.65	951.81	1485.25	N/A	4.40	122.21