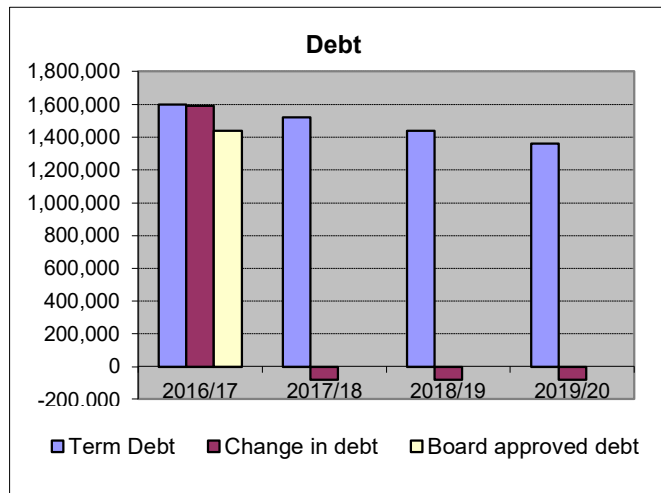
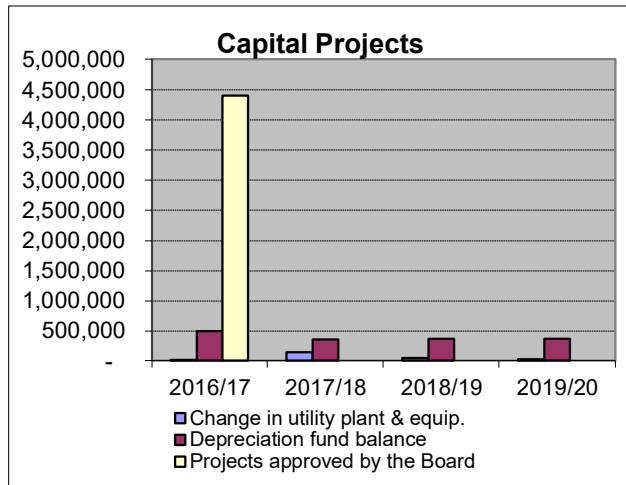
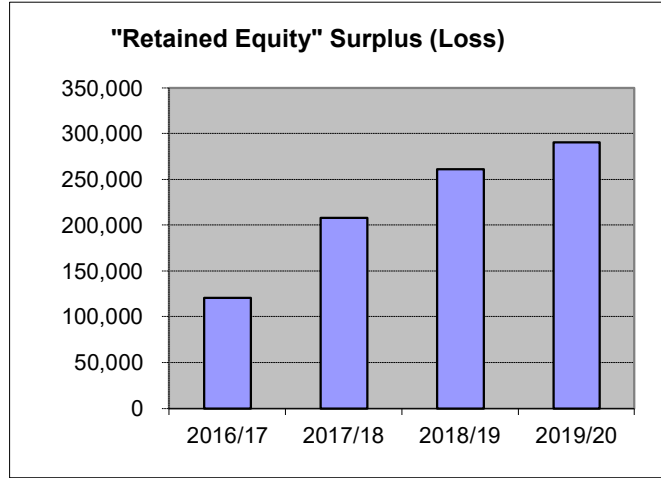
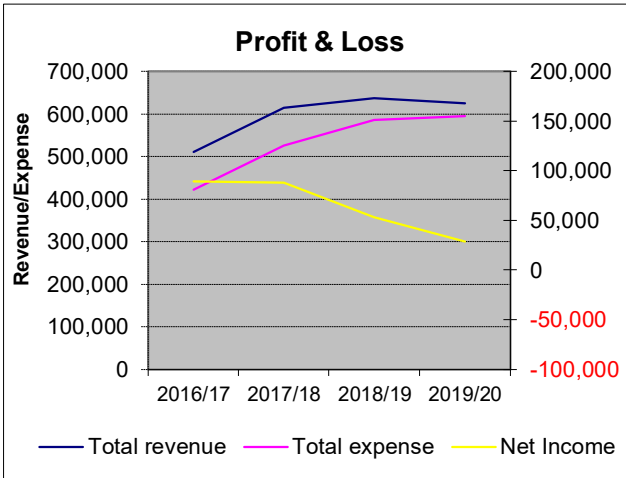


## Mulgrave Water Utility 2020



Return on Rate Base	2016/17	2017/18	2018/19	2019/20
	5.48	6.33	5.86	6.05

Date of last rate increase	Consumption Quarterly bill								rate (per 1000 gal)	Quarterly bill (5/8" & 13500 gal) 13.5
	5/8" Domestic	3/4"	1"	1-1/2"	2"	3"	4"	6"		
Apr 1/18	136.98	202.47	333.43	660.85	1,053.75	2,101.48	3,280.19	6,554.36	10.88	283.86