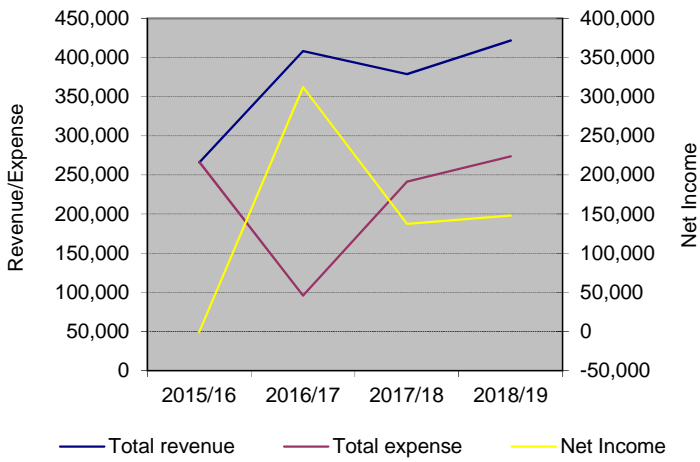
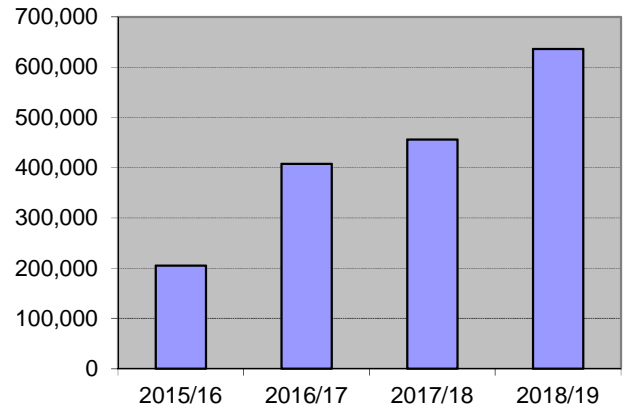


Parrsboro Water Utility 2019

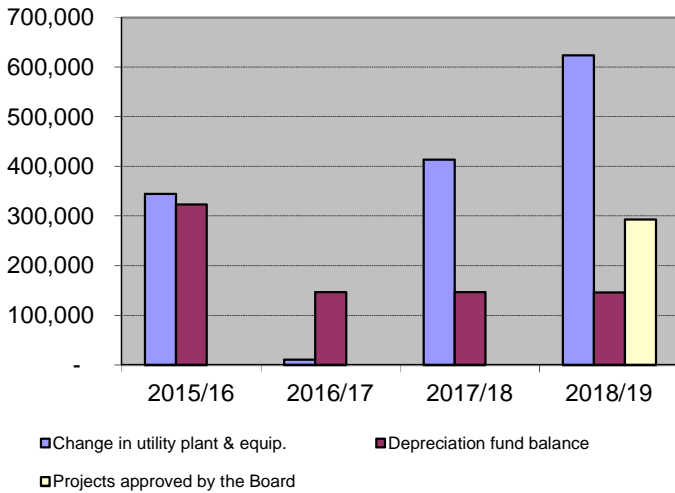
Profit & Loss



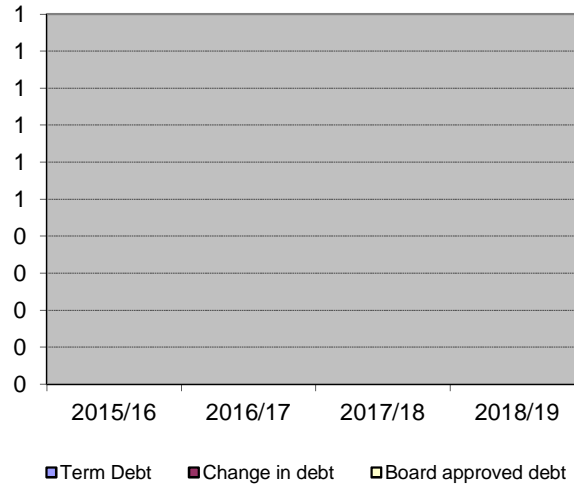
"Retained equity" Surplus (Loss)



Capital Projects



Debt



Return on Rate Base	2015/16	2016/17	2017/18	2018/19
Base	-0.29	13.55	5.58	4.63

Date of last rate increase	Domestic								Consumption rate (per 1000 gal)	Quarterly bill (5/8" & 13500 gal) 13.5
	5/8"	3/4"	1"	1-1/2"	2"	3"	4"	6"		
April 1/18	39.64+	36.83+				N/A	N/A	N/A	n/a	n/a