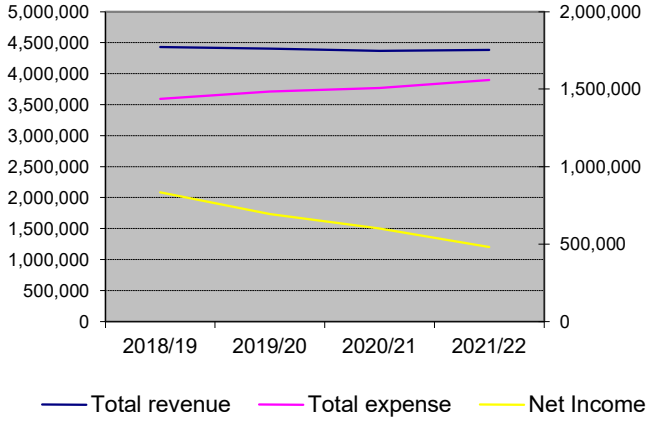
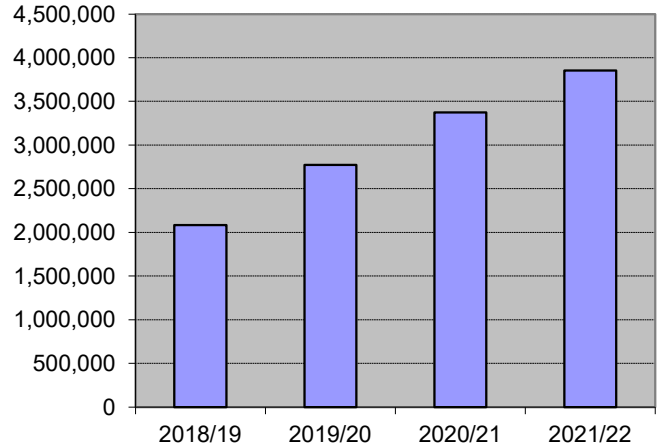


Town of New Glasgow Water Utility 2022

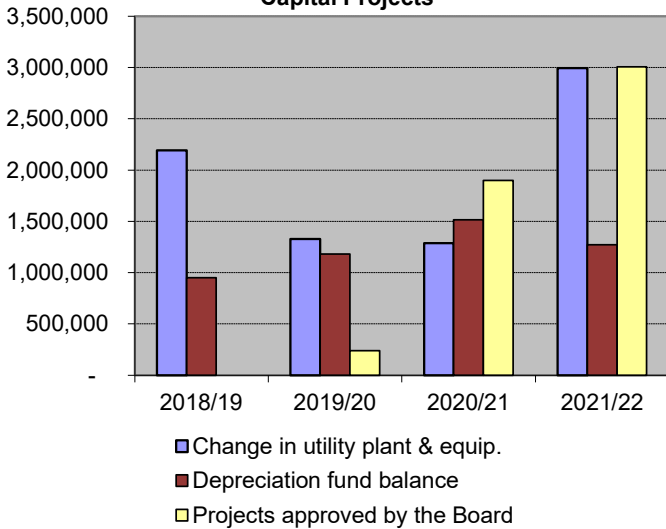
Profit & Loss



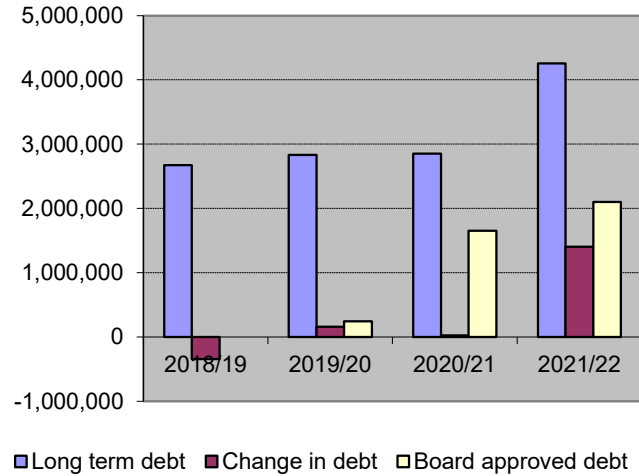
"Retained equity" Surplus (Loss)



Capital Projects



Debt



Return on Rate Base	2018/19	2019/20	2020/21	2021/22
	6.11	5.88	5.39	4.17

Date of last rate increase	5/8" Domestic	3/4"	1"	1-1/2"	2"	3"	4"	6"	Consumption rate (per 1000 gal)	Quarterly bill (5/8" & 13500 gal)
										13.5
01-Apr-17	59.23	87.52	144.11	285.57	455.32	908.00	1417.27	2,831.90	6.64	148.87