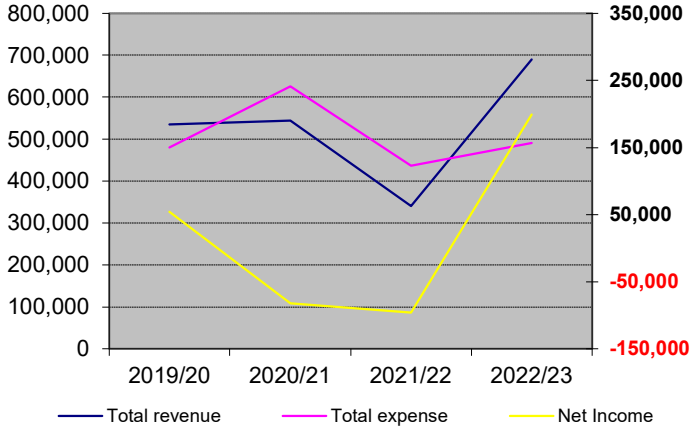
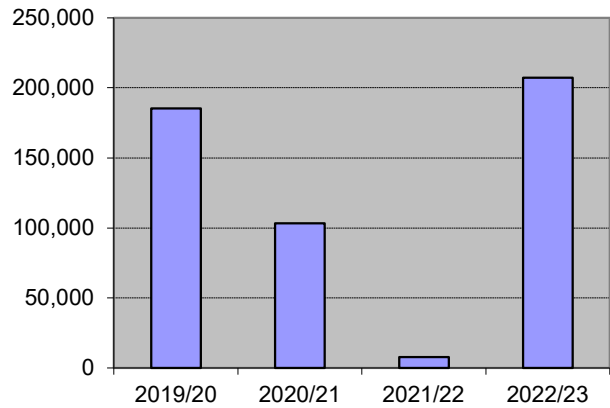


Debert Water Utility 2023

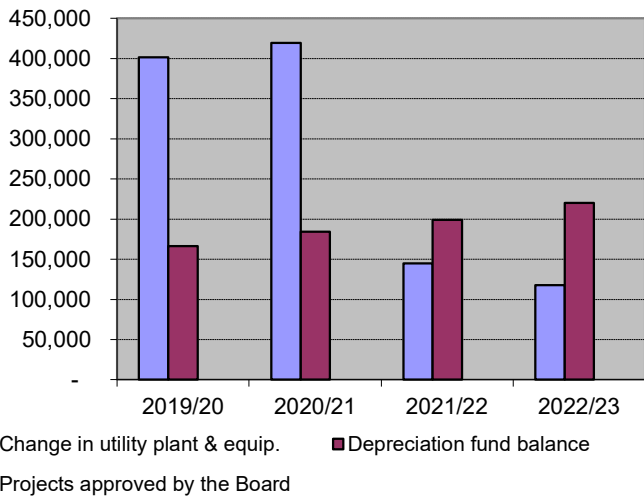
Profit & Loss



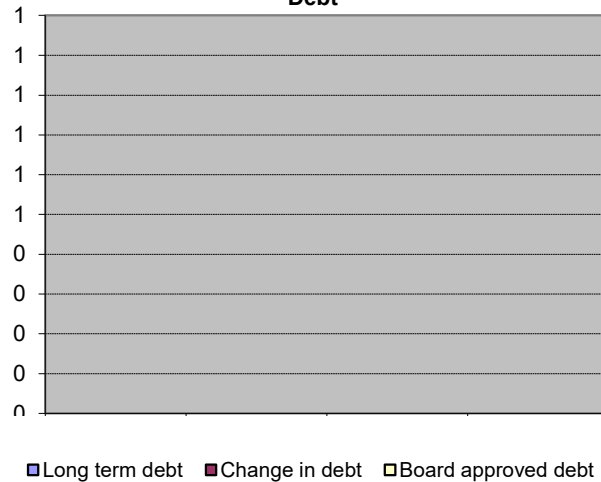
"Retained equity" Surplus (Loss)



Capital Projects



Debt



Return on Rate Base	2019/20	2020/21	2021/22	2022/23
	-2.97	-3.53	-2.88	-3.97

Date of last rate increase	5/8" Domestic	3/4"	1"	1-1/2"	2"	3"	4"	6"	Consumption rate (per 1000 gal)	Quarterly bill (5/8" & 13500 gal)
01-Apr-13	90.78	132.49	215.92	424.49	674.77	1342.18	2093.09	4,178.68	9.20	13.5
										214.98