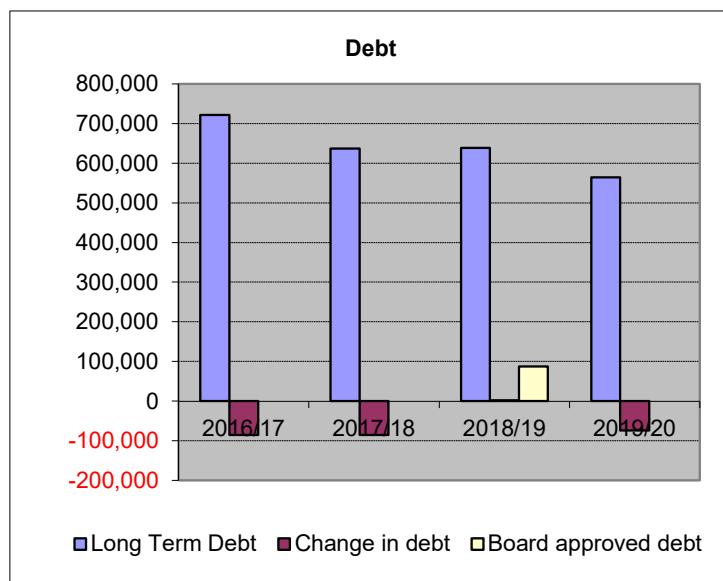
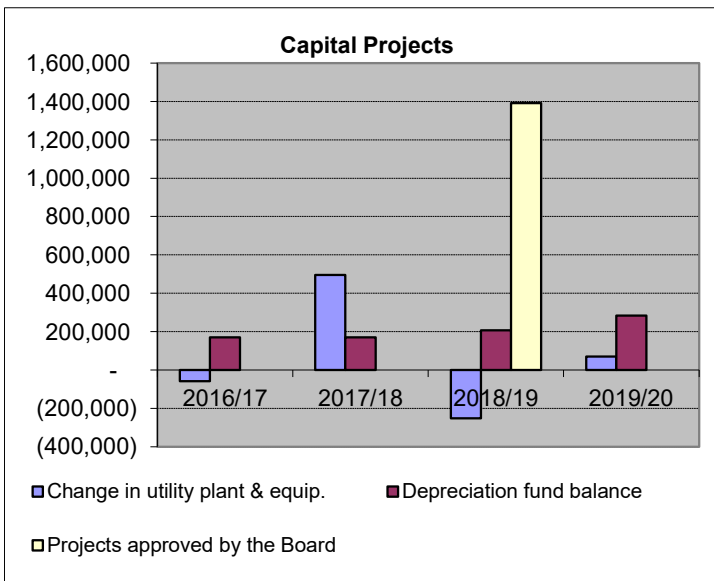
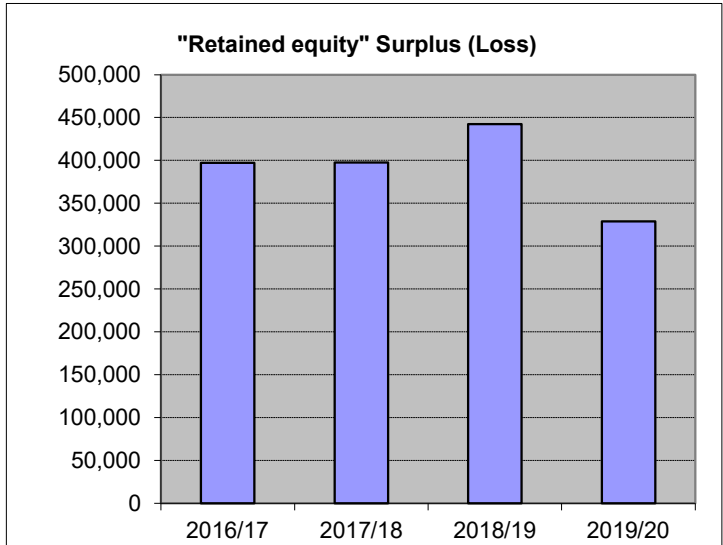
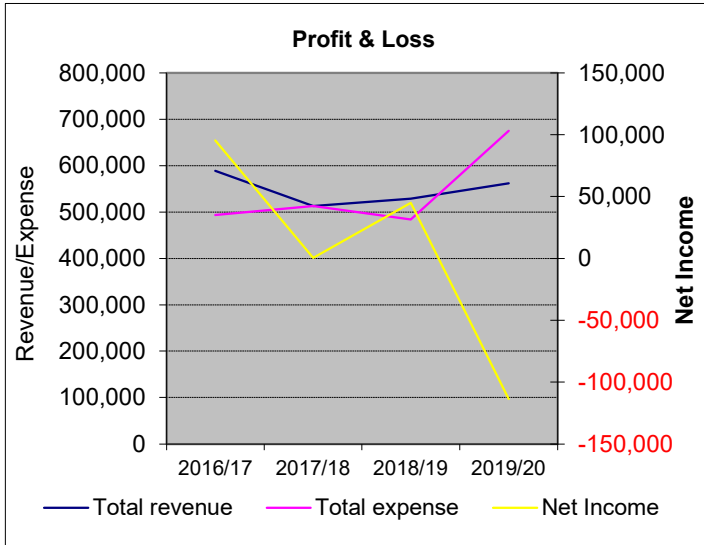


Town of Stewiacke Water Utility 2020



| Return on Rate Base | 2016/17 | 2017/18 | 2018/19 | 2019/20 |
|---------------------|---------|---------|---------|---------|
| | 4.98 | 3.23 | 4.91 | 3.92 |

| Quarterly Metered Base Rate | | | | | | | | | | |
|-----------------------------|---------------|-------|--------|--------|--------|--------|---------|---------|---------------------------------|-----------------------------------|
| Date of last rate increase | 5/8" Domestic | 3/4" | 1" | 1-1/2" | 2" | 3" | 4" | 6" | Consumption rate (per 1000 gal) | Quarterly bill (5/8" & 13500 gal) |
| 01-Apr-20 | 58.71 | 86.74 | 142.82 | 283.00 | 451.22 | 899.81 | 1404.48 | 2806.32 | 12.59 | 228.68 |