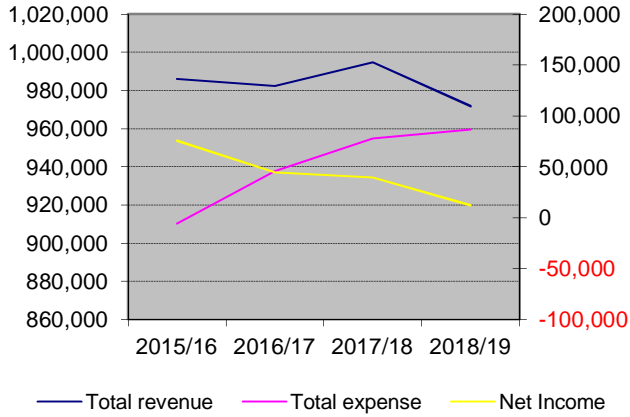
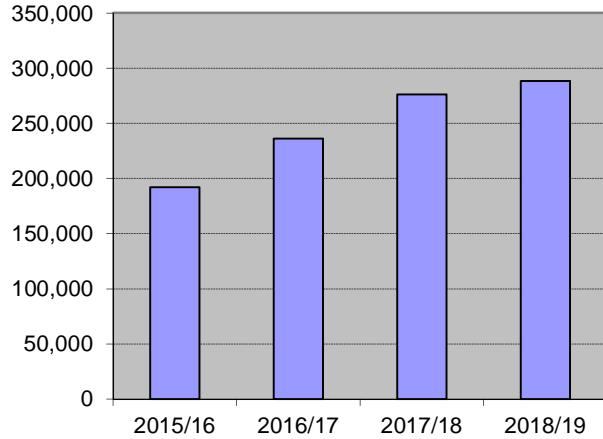


## Town of Pictou Water Utility 2019

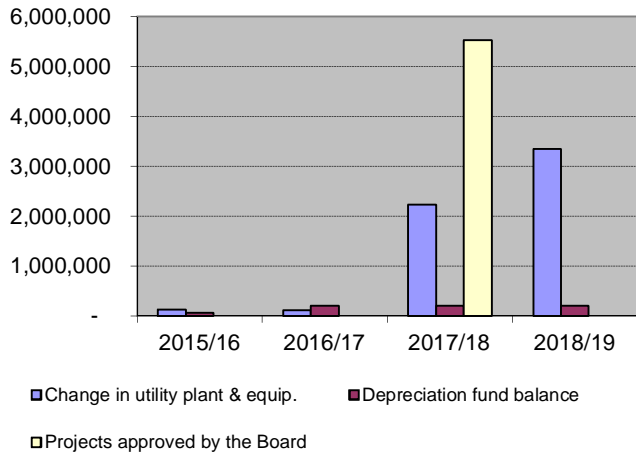
**Profit & Loss**



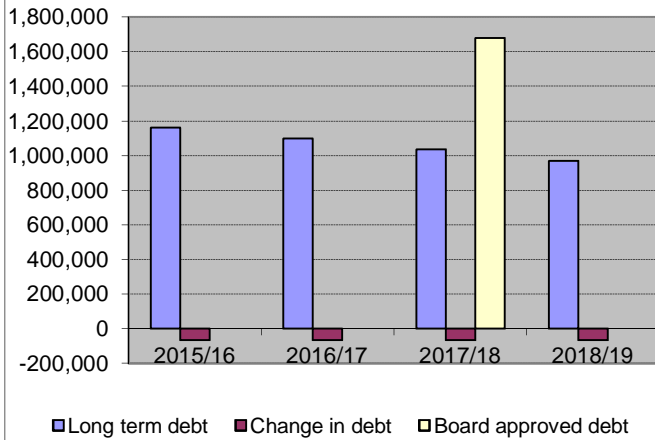
**"Retained equity" Surplus (Loss)**



**Capital Projects**



**Debt**



Return on Rate Base	2015/16	2016/17	2017/18	2018/19
	2.49	3.99	3.17	0.64

Date of last rate increase	5/8" Domestic	3/4"	1"	1-1/2"	2"	3"	4"	6"	Consumption rate(per 1000 gal)	Quarterly bill (5/8" & 13500 gal)
01-Jan-19	57.80	85.94	142.22	282.91	451.75	901.97	1408.47	2,815.41	4.68	120.93