
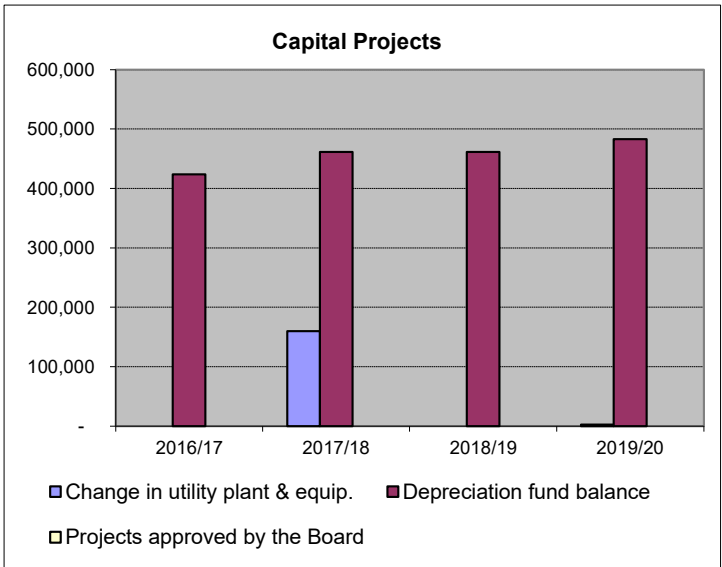
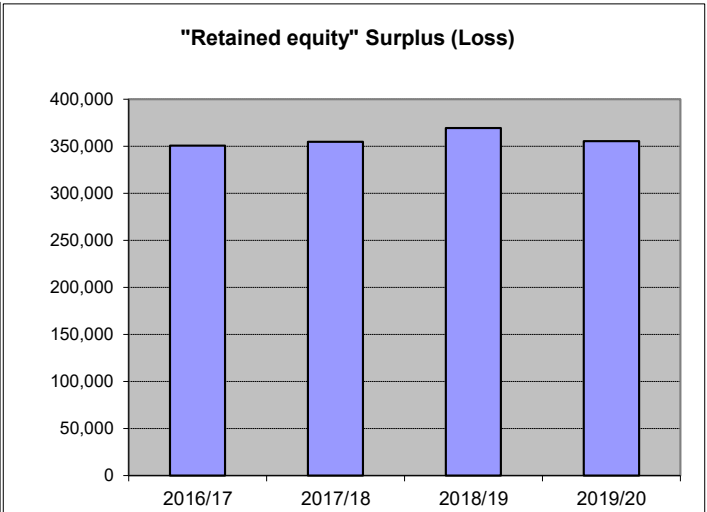
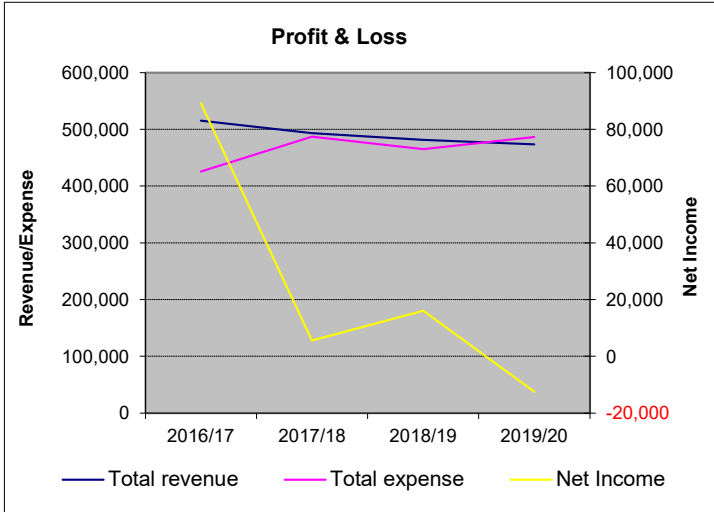


Town of Trenton Water Utility - 2020 Snapshot



Return on Rate Base	2016/17	2017/18	2018/19	2019/20
	7.68	4.58	1.17	-1.14

Water Rates - Quarterly Metered Base Rate											
Date of last rate increase	5/8" Domestic	3/4"	1"	1-1/2"	2"	3"	4"	6"	8"	Consumption rate(per 1000 gal)	Quarterly bill (5/8" & 13500 gal)
April 1/11	24.42	36.21	59.79	118.73	189.46	378.07	590.26	1179.68	2122.75	5.01	92.02